

HV DC Contactor

QZJ250C HV DC Contactor



USES

This product has one normally open contact, suitable for mining locomotives, new energy vehicles, power equipment, environmental protection equipment, etc.

QZJ	250	C	/24V
1	2	3	4

- 1 Product type
- 2 Rated current
- 3 Strong arc extinguishing device
- 4 Coil rated voltage: 6V,12V,24V,36V,48V,60V,72V,84V etc.

ORDER FORM DESCRIPTION

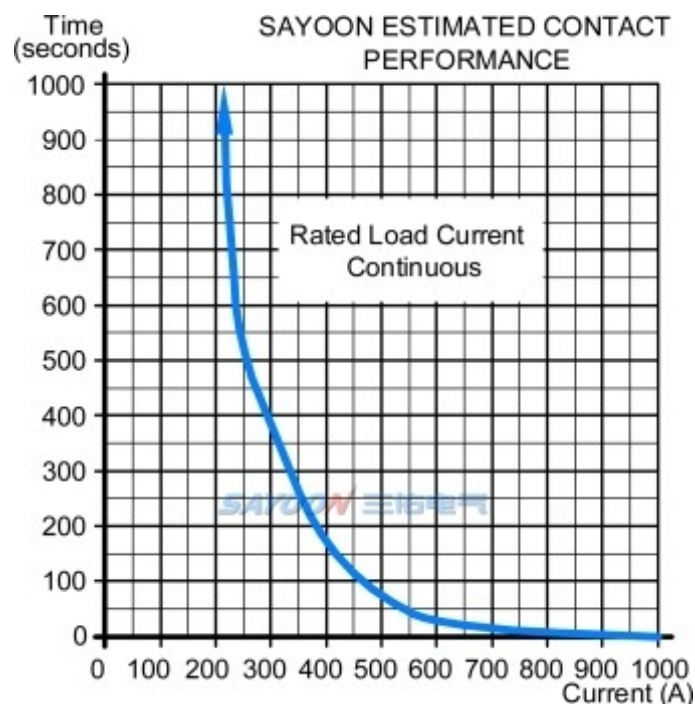
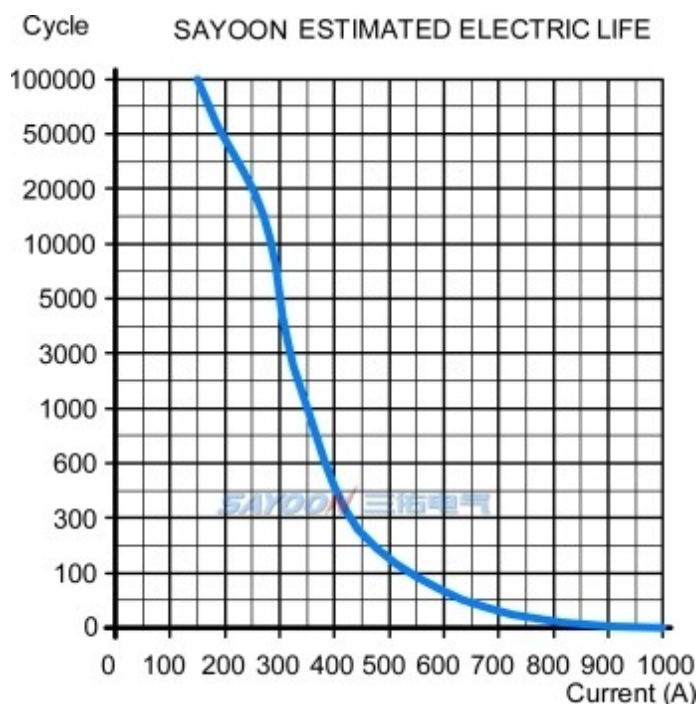
When ordering, please state the following: name, full model, control coil voltage specification, installation frame type, whether with auxiliary contact, order quantity. For example: HV DC Contactor QZJ250C-□-□/24V 100pcs, indicating the load rated current 250A, without auxiliary contact, default mounting bracket, coil control voltage 24V purchase 100pcs. Special voltage specification products, such as user needs can be special order.

TECHNICAL PARAMETERS

(Version 1.03)

SAYOON Product Type	QZJ250C
Contact form	1 NO(SPST-NO) or 1NC(SPST-NC)
Coil Rated voltage (DC V)	6V,12V,24V,36V,48V,60V,72V,84V etc.
Contact switching voltage (DC V)	12-750V
Contact circuit rated load current (DC-1)	250A
Typical voltage drop across contacts per 100A	≤80mV
The cooling pull-in voltage at (20±5)℃ (V)	≤70%
The cooling drop-out voltage at (20±5)℃ (V)	≤35%, ≥5%
Working voltage range of 40℃ coil	0.8-1.2Us
Drop-out time (n/o contacts to open)	50ms
Pull-in time (n/o contacts to close)	20ms
Maximum bounce time for contact connection	10ms
Maximum bounce time for contact disconnection	7ms
Insulation Resistance	100MΩ
Electric strength to resist	50Hz/60Hz 2200VAC 1minute
Typical fault currents which can be ruptured	1000A/5ms at 48V DC
Coil power (W)	Start: 35-65, Keep: 4-10
Temperature rise of coil (K)	≤60
Temperature rise on outgoing terminal (K)	≤65
Electrical life	6,000 times
Mechanical life	100,000 times
Work specification	Continuous
Contact material	Ag Alloy
Inrush time (max)	130ms
Maximum switching current	2000A 320VDC (more than once)
Maximum switching power	640kW
Load terminal type	15 * 4 copper bars, M8 screw locking

LOAD CHARACTERISTIC CURVE



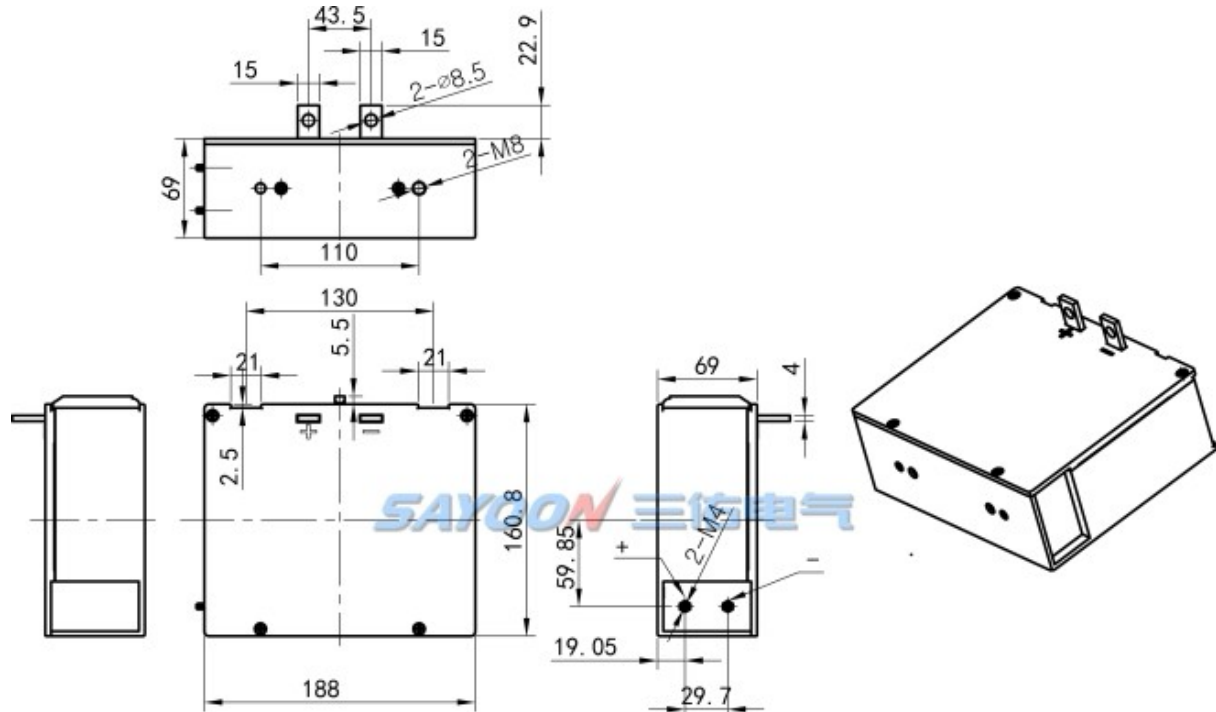
OTHER TECHNICAL PARAMETERS

Coil terminal type

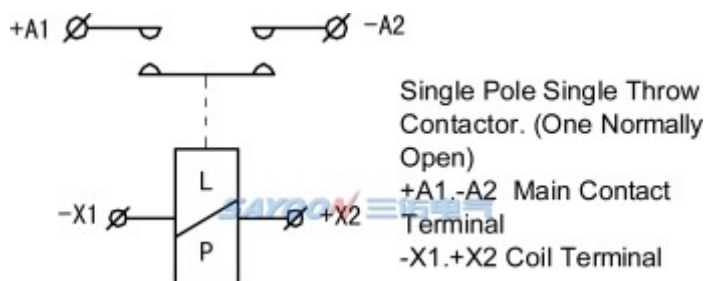
M4 Screw

Note: As regarding to the different using environments of customers which requires different focus of the functions, and in order to improve the comprehensive properties of our products, sayoon may adjust the coil parameters, temperature rise and so on. The above parameters are for reference only. For details, please refer to the guidelines for selection and use of the SAYOON DC contactor.

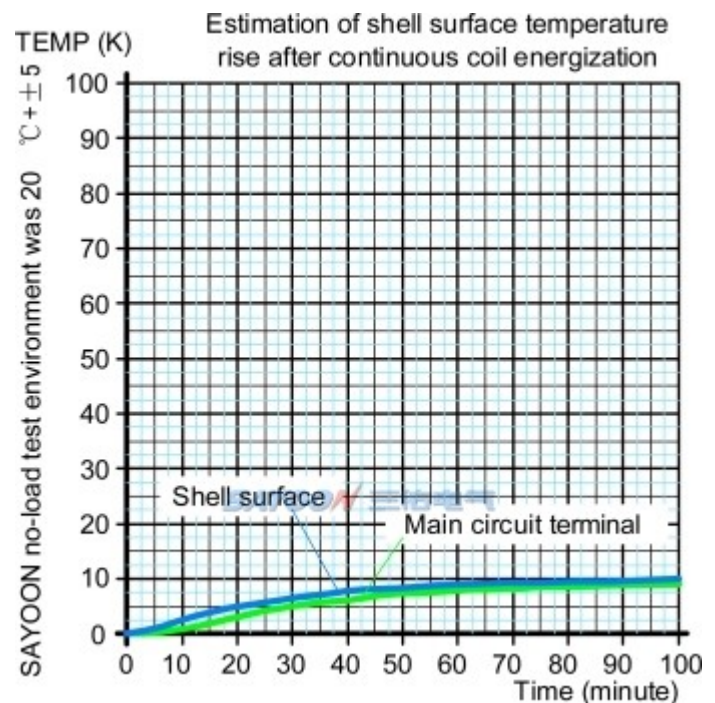
INSTALLATION DIAGRAM



WIRING DIAGRAM



TEMPERATURE RISE CURVE



FEATURES

Suitable for switch control of electrical control circuits in new energy mining vehicles, rail car supporting equipment, photovoltaic and wind power generation systems, automotive air conditioning, communication power supplies, uninterruptible power supplies, electroplating power supplies and other systems. It has the characteristics of small size, large load capacity, no sparks, long service life, and simple maintenance, and is highly welcomed by users. 1. DC high voltage cutting ability: The product adopts a magnetic blowing grid arc extinguishing device internally, which has high arc extinguishing ability in air; 2. Strong load control capability; 3. Safety: The insulation shell isolation structure can work in flammable or hazardous environments, and the coils and contacts will not oxidize or contaminate; 4. Compared to similar products, it has a smaller volume, lighter weight, and lower power consumption. This product complies with the requirements of JB2286-78, JB3974-85, YD/585-92, and YD/T512-92 departmental standards; Tested by the factory and relevant testing units, it meets the requirements of departmental standards and specifications, has been used by users for many years, maximizes the satisfaction of user needs, and has reliable quality.